




P2000




P2001




P2002




P2003



P2004




P2005



P2006



P2007



P2008




P2009



P2010



P2011



P2012




P2013




P2014




P2015




P2016




P2017



P2018



P2019




P2020




P2021




P2022




P2023




P2024




P2025




P2026



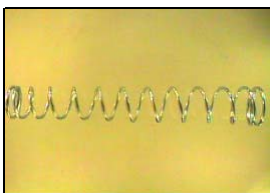
P2027




P2028



P2029




P2030




P2031



P2032




P2033




P2034




P2035




P2036




P2037



P2038




P2039




P2040




P2041



P2042




P2043



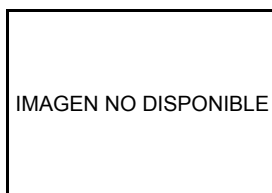
P2044



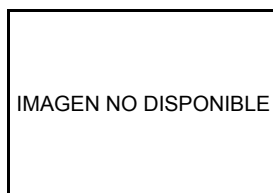
P2045



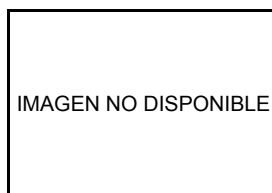
P2046



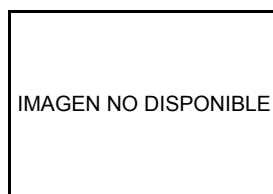
P2047



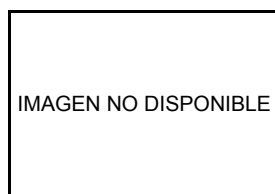
P2048



P2049



P2050



P2051

Código	Descripción
P2000	RTE. P/ZAP. FRENO HIDR. TRAS. MB 1112-1113-1114 largo 275mm ø 36mm alambre 5,5mm
P2001	RTE. P/ZAP. FRENO HIDR. DEL. MB 1112-1113-1114 largo 290mm ø 36mm alambre 5,5mm
P2002	RTE. P/ZAP. FRENO AIRE DEL/TRAS. MB EQUIPO REFOR. lgo. 176mm ø 24mm alambre 4mm
P2003	RTE. P/HORQUILLA ACCIONAM. EMBR. MB 312-911-3500 lgo. 135mm ø 20mm alambre 3mm
P2004	RTE. P/ZAP. FRENO HIDR. TRAS. MB 312-911-3500 largo 205mm ø 17,5mm alambre 3,5mm
P2005	RTE. P/ZAP. FRENO HIDR. DEL. MB 312-911-3500 largo 157mm ø 22,5mm alambre 4mm
P2006	RTE. P/PEDAL DE ACCIONAM. EMBR. MB 1112-1113-1114 lgo. 136mm ø 19mm alambre 3mm
P2007	RTE. P/ZAP. FRENO AIRE DEL/TRAS. MB EQUIPO REFOR. MOD. ANT. lgo. 110mm ø 24,7mm
P2008	RTE. P/ZAP. FRENO AIRE DEL./TRAS. MB EQUIPO REFOR. lgo. 113mm ø 24,5mm alambre 3,5mm
P2009	RTE. P/REG. ZAP. FRENO TRAS. MB 312-911-3500. // DEL/TRAS. MB 1112-1113-1114 lgo. 26mm
P2010	RTE. P/REG. ZAP. FRENO DEL. MB 312-911-3500-4500 largo 31mm ø 30mm alambre 7mm
P2011	RTE. P/BULON REG. CORREDERA DE DINAMO MB 1112-321 lgo. 36mm ø 29mm alambre 7mm
P2012	RTE. P/PEDAL ACCIONAM. EMBR. MB 321 lgo. 118mm ø 42mm alambre 4,5mm
P2013	RTE. P/ACELERADOR BOMBA INYECTORA - MB TODOS lgo. 180mm ø 12mm alambre 1,25mm
P2014	SEGURO P/RULEMAN EMPUJE DE EMBR. MB 3500-4500-L312 lgo. 40mm alambre 2,5mm
P2015	RTE. P/SOSTEN MANGUERA FRENO AIRE ACOPLADOS TODOS lgo. 575mm ø 26mm al. 2mm
P2016	RTE. P/PLACA DE EMBRAGUE MB 1112-1113-1114 lgo. 60mm ø 27,5mm alambre 4,25mm
P2017	RTE. CENTRAL P/ZAP. FRENO HIDR. MB 3500-4500 lgo. 75mm ø 15mm alambre 2,5mm
P2018	RTE. P/PEDAL DE FRENO MB 3500 lgo. 160mm ø 29mm alambre 3,5mm
P2019	RTE. P/PLACA EMBR. (REFORZADO) MB 1112-1113- 1114 lgo. 65mm ø 27,5mm alambre 4,25mm
P2020	RTE. P/CONJ. ANCLAJE ZAP. N°489/492 MB 911-312-3500 lgo. 44mm ø 16mm alambre 1,75mm
P2021	RTE. INFERIOR P/ZAP. FRENO DEL/TRAS. MB LP608D lgo. 98mm ø 18mm alambre 3mm
P2022	RTE. SUPERIOR P/ZAP. FRENO DEL/TRAS MB LP608D lgo. 133mm ø 20mm alambre 3,25mm
P2023	RTE. P/COMANDO ACELERADOR IZQ. MB. TODOS lgo. 110mm ø 19mm alambre 2,75mm
P2024	RTE. P/COMANDO ACELERADOR DER. MB TODOS lgo. 110mm ø 19mm alambre 2,75mm
P2025	RTE. SUPERIOR P/ZAP. FRENO DEL/TRAS. MB LP608D lgo. 217mm ø 19mm alambre 3,5mm
P2026	RTE. P/PULMON FRENO AIRE (REFORMA) TRAS. SCANIA lgo. 200mm ø 72mm alambre 4mm biconico
P2027	RTE. P/PULMON FRENO AIRE MB 3500 (REFOR.) lgo. 275mm ø 64mm alambre 4,25mm cilindr.



## 30.- RESORTES M. BENZ Y ACOPLADOS

P

Código	Descripción
P2028	RTE. P/ZAP. FRENO AIRE ORIGINAL MB 1112-1114 DEL. lgo. 227mm ø 29mm alambre 4,5mm
P2029	RTE. P/CONJ. ANCLAJE ZAP. N°572 MB LP608D DEL/TRAS. lgo. 32mm ø 23mm alambre 2,5mm
P2030	RTE. P/CILINDRO MAESTRO FRENO MB 1112-1113-1114 lgo. 160mm ø 25mm alambre 2mm
P2031	RTE. P/ZAP. FRENO DE AIRE - EL DETALLE lgo. 215mm ø 28mm alambre 4mm
P2032	RTE. P/CONJ. REG. ZAP.S N°771 MB 1514-1517-1518-1521 lgo. 40mm ø 27mm alambre 5mm
P2033	RTE. SUPERIOR P/ZAP. FRENO MB 1514-1517-1518-1521 lgo. 243mm ø 26mm alambre 4mm
P2034	RTE. P/COMANDO ACELERADOR MB LP608D lgo. 113mm ø 15mm alambre 1,5mm
P2035	RTE. P/COMANDO ACCIONAM. EMBR. MB 0170 lgo. 447mm ø 30mm alambre 5,5mm
P2036	RTE. P/ZAP. FRENO 5" ACOPLADOS HELVETICA M70 lgo. 118mm ø 20mm alambre 3,5mm
P2037	RTE. P/ZAP. FRENO 7" ACOPLADOS HELVETICA M70 lgo. 175mm ø 13mm alambre 2,5mm
P2038	RTE. P/ZAP. FRENO ACOPLADOS SALTO lgo. 280mm ø 24mm alambre 5mm
P2039	RTE. P/ZAP. FRENO DEL. MB 914 BRASIL lgo. 270mm ø 36mm alambre 5,5mm
P2040	RTE. P/CONJ. REG. ZAP. N°790 MB 1514-1517-1518-1521 lgo. 52mm ø 27mm alambre 5mm
P2041	SEGURO ANTIRRUIDO P/PAST. FRENO MB 180D FURGON-KOMBI lgo. 50mm alambre 2,25mm
P2042	RTE. SUPERIOR P/ZAP. FRENO TRAS/IZQ/DER. MB 180D GIRLING lgo. 150mm ø 15mm al. 2,5mm
P2043	RTE. INFERIOR P/ZAP. FRENO TRAS/IZQ/DER. MB 180D GIRL. lgo. 125mm ø 9,75mm al. 1,75mm
P2044	RTE. P/GATILLO REG. TRAS/IZQ/DER. MB 180D GIRLING lgo. 54mm ø 10mm al. 1,25mm
P2045	RTE. P/CLAVOS PATIN MB 180D TAS/IZQ/DER. GIRLING lgo. 23mm ø 14,5mm al. 2mm
P2046	RTE. P/SEP. (875) - MB 608D / 709 / 710 - lgo. 72mm ø 15,5mm al. 1,5mm
P2047	RESORTE P/PATIN MB. 709 - 710
P2048	RESORTE P/PATIN MB. 709 - 710
P2049	RESORTE P/PATIN MB. 709 - 710
P2050	RESORTE P/VALVULA COMPENSADORA M. BENZ SPRINTER
P2051	RESORTE P/ TRABA CALIPER M. BENZ